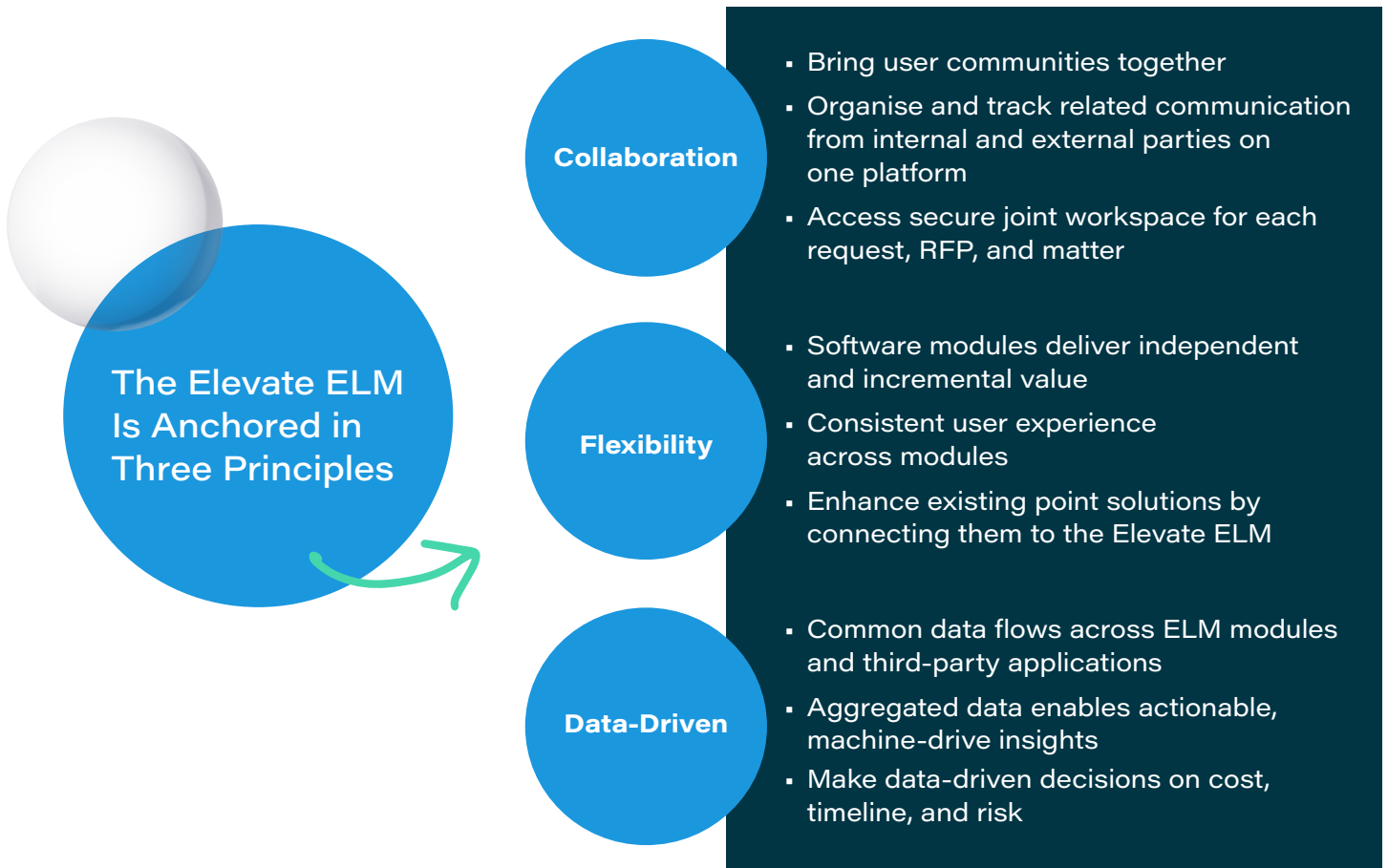


Enterprise Legal Management (ELM)

Connect People and Systems Within One Platform

Our ELM integrates with your existing point solutions to improve efficiency.

- Use collaboration technology to exchange information between law departments, law firms, and law companies
- Improve decision making and risk mitigation through data-driven insights



The Elevate ELM Software



Manage Requests

Streamline workflow

- Increase visibility and responsiveness to the business
- Understand type and volume of requests
- Assign higher-value work to the optimal legal team



Manage Matters

Legal project management

- Matters that are on schedule, on task, and on budget
- Risk management with consistent process workflows
- Align matters specifically for in-house or outside counsel
- Provide activity, cost, and risk transparency



Manage Contracts

Pre- and post-signature contract management

- Accelerate contracting and revenue
- Identify contracting risks, meet obligations, and SLAs
- Evaluate portfolio contracts
- Comprehensive, flexible reporting



Manage Dashboards

Reporting across all your data

- Combine multiple data sources into one solution
- Draw insights from data
- Use data-driven analysis to make decisions
- Accurately forecast future needs
- Identify opportunities to contain costs



Manage Outside Counsel

Data-driven outside counsel RFPs

- Consistent selection of appropriate outside counsel
- Transparent interactions with outside counsel
- Compliance with Outside Counsel Guidelines
- Collaboration on RFPs



Analyse Documents

AI-powered document analysis


- Identify relevant clauses and portfolio contractual obligations
- Understand and address frequently negotiated provisions
- Use data-driven analysis to make decisions



Manage Billing

Spend management and e-billing

- Remove the need for line-item review
- Visibility into supplier spend
- Identify trends and uncover savings
- Outside Counsel Guideline (OCG) compliance



The Elevate ELM Platform Components

Workflow

Configure and automate processes to create consistent, repeatable workflows. Out-of-the-box templates provide quick implementation and customisation.

Reporting

Custom dashboards include data and metrics across the ELM platform for fully informed insights. Schedule reports and benchmark against historical data.

Security and Access Control

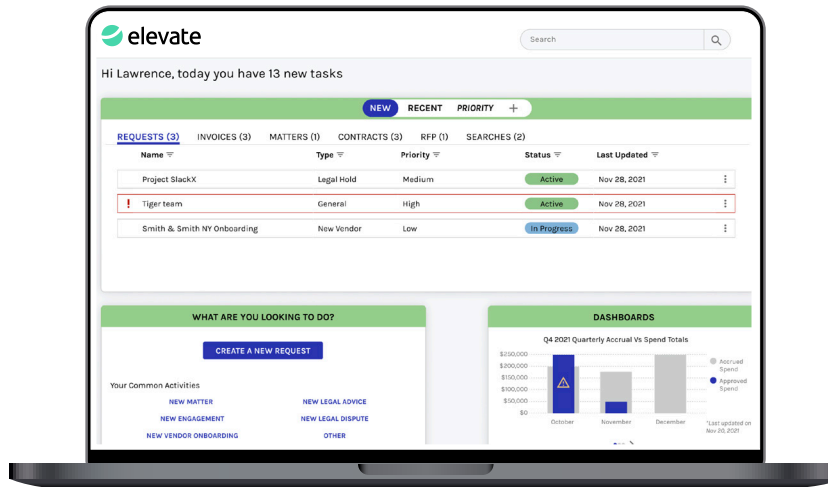
Single sign-on, multi-factor authentication, and role-based permission access control.

Common Data Model


Master data across the ELM platform is unique to the legal industry. Data flows and reporting occurs across the entire ELM platform.

Integration APIs

Open API provides bi-directional integration for data, actions, and reporting with external systems. Unifying your effective existing point solutions.



ELM Legal Hub provides intelligence on priorities.



Why select Enterprise Legal Management from Elevate?

- Collaboration technology for use by law departments, law firms, and law companies
- Shares information across modules and sends and receives data with third-party applications
- Enhances existing point solutions by connecting them to the Elevate ELM
- ELM software modules deliver independent and incremental value
- Aggregated data enables actionable, machine-driven insights
- Designed and developed in partnership with customers and informed by Elevate's consulting and services businesses