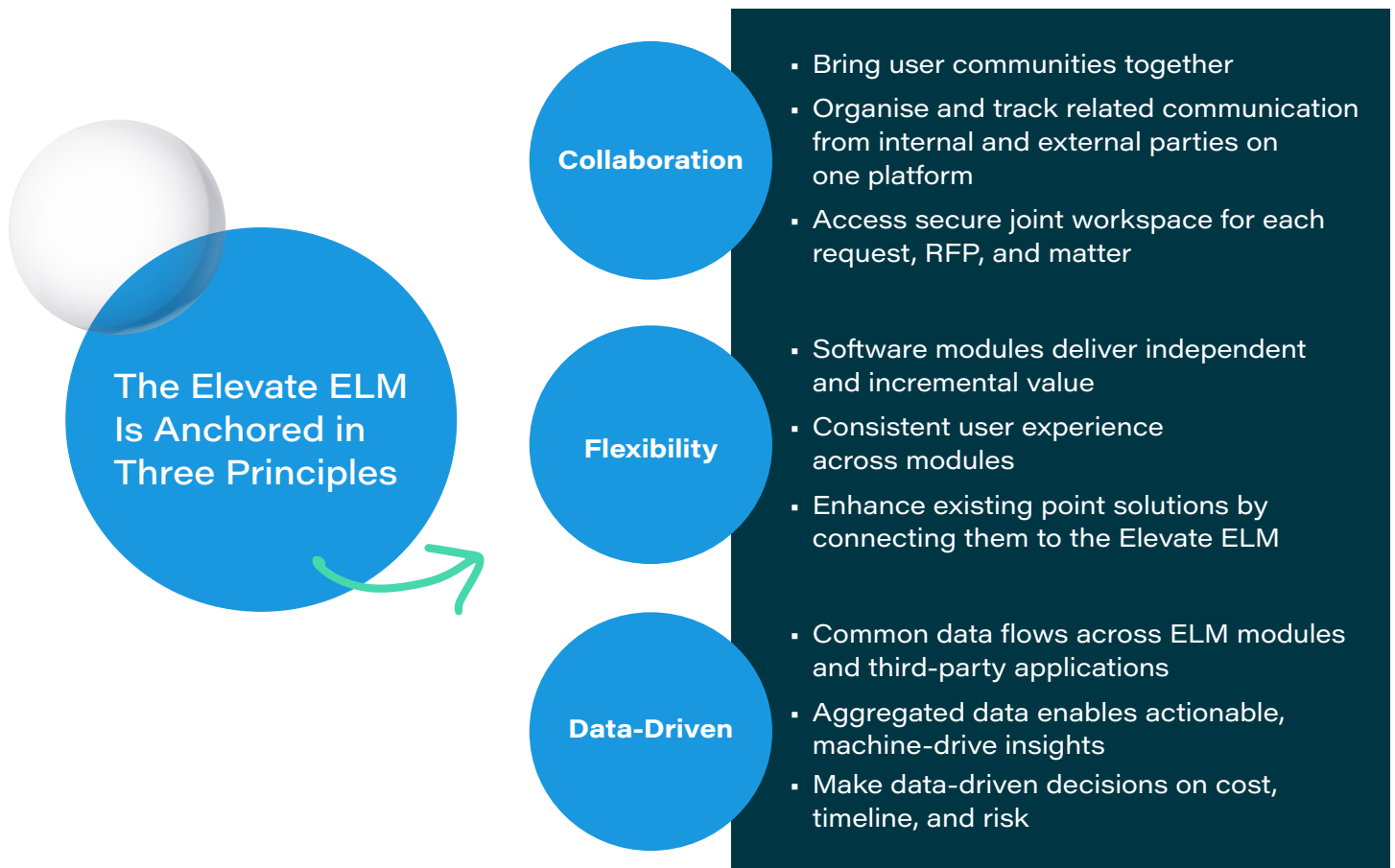


## Enterprise Legal Management (ELM)

# Connect People and Systems Within One Platform

Our ELM integrates with your existing point solutions to improve efficiency.

- Use collaboration technology to exchange information between law departments, law firms, and law companies
- Improve decision making and risk mitigation through data-driven insights





### Manage Requests

#### Streamline workflow

- Increase visibility and responsiveness to the business
- Understand type and volume of requests
- Assign higher-value work to the optimal legal team



### Manage Matters

#### Legal project management

- Matters that are on schedule, on task, and on budget
- Risk management with consistent process workflows
- Align matters specifically for in-house or outside counsel
- Provide activity, cost, and risk transparency



### Manage Contracts

#### Pre- and post-signature contract management

- Accelerate contracting and revenue
- Identify contracting risks, meet obligations, and SLAs
- Evaluate portfolio contracts
- Comprehensive, flexible reporting



### Manage Dashboards

#### Reporting across all your data

- Combine multiple data sources into one solution
- Draw insights from data
- Use data-driven analysis to make decisions
- Accurately forecast future needs
- Identify opportunities to contain costs



### Manage Outside Counsel

#### Data-driven outside counsel RFPs

- Consistent selection of appropriate outside counsel
- Transparent interactions with outside counsel
- Compliance with Outside Counsel Guidelines
- Collaboration on RFPs



### Analyse Documents

#### AI-powered document analysis


- Identify relevant clauses and portfolio contractual obligations
- Understand and address frequently negotiated provisions
- Use data-driven analysis to make decisions



### Manage Billing

#### Spend management and e-billing

- Remove the need for line-item review
- Visibility into supplier spend
- Identify trends and uncover savings
- Outside Counsel Guideline (OCG) compliance



# The Elevate ELM Platform Components

## Workflow

Configure and automate processes to create consistent, repeatable workflows. Out-of-the-box templates provide quick implementation and customisation.

## Reporting

Custom dashboards include data and metrics across the ELM platform for fully informed insights. Schedule reports and benchmark against historical data.

## Security and Access Control

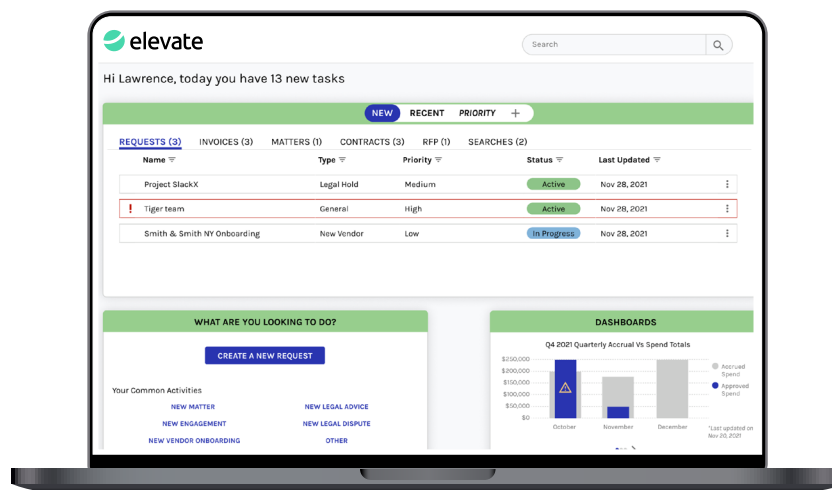
Single sign-on, multi-factor authentication, and role-based permission access control.

## Common Data Model

Master data across the ELM platform is unique to the legal industry. Data flows and reporting occurs across the entire ELM platform.

## Integration APIs

Open API provides bi-directional integration for data, actions, and reporting with external systems. Unifying your effective existing point solutions.



ELM Legal Hub provides intelligence on priorities.

## Why select Enterprise Legal Management from Elevate?

- Collaboration technology for use by law departments, law firms, and law companies
- Shares information across modules and sends and receives data with third-party applications
- Enhances existing point solutions by connecting them to the Elevate ELM
- ELM software modules deliver independent and incremental value
- Aggregated data enables actionable, machine-driven insights
- Designed and developed in partnership with customers and informed by Elevate's consulting and services businesses